

This information was provided to participants at the Governor's Education Summit held in Lansing, Michigan on April 28, 2009. Compiled from a variety of trusted sources, we believe it accurately represents key measures of Michigan's educational landscape at the time of its printing. For more information about this research, for citations and discussion of findings, and to view periodic updates please visit the National Forum web site at: <http://www.thenationalforum.org>



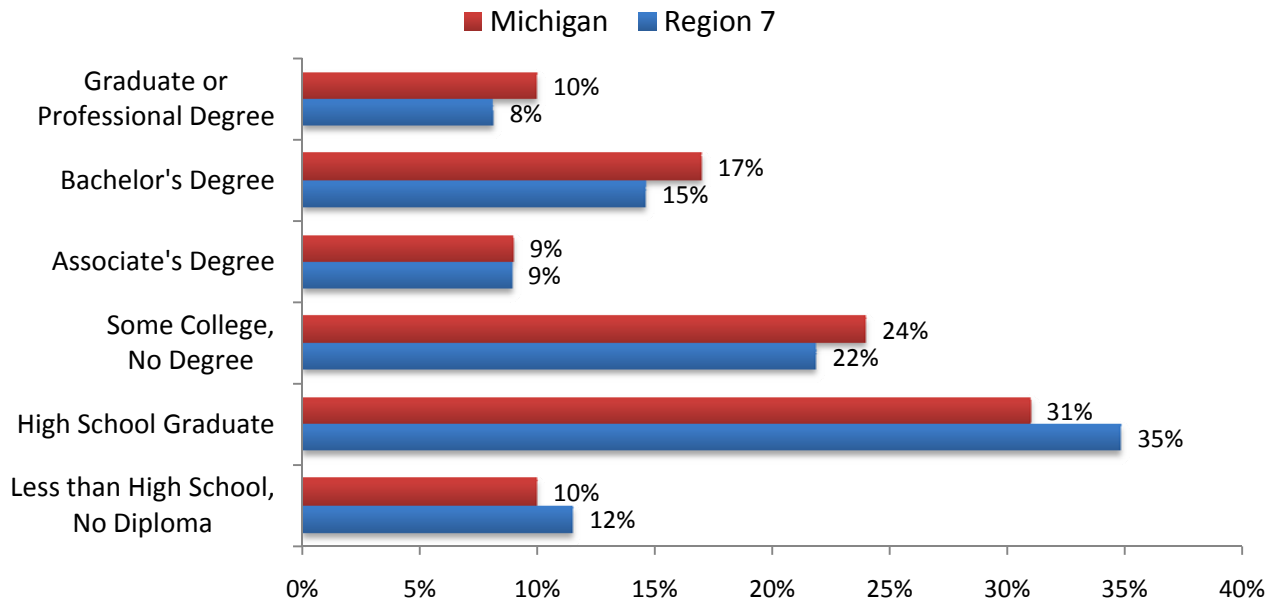
Region 7

Allegan

Berrien

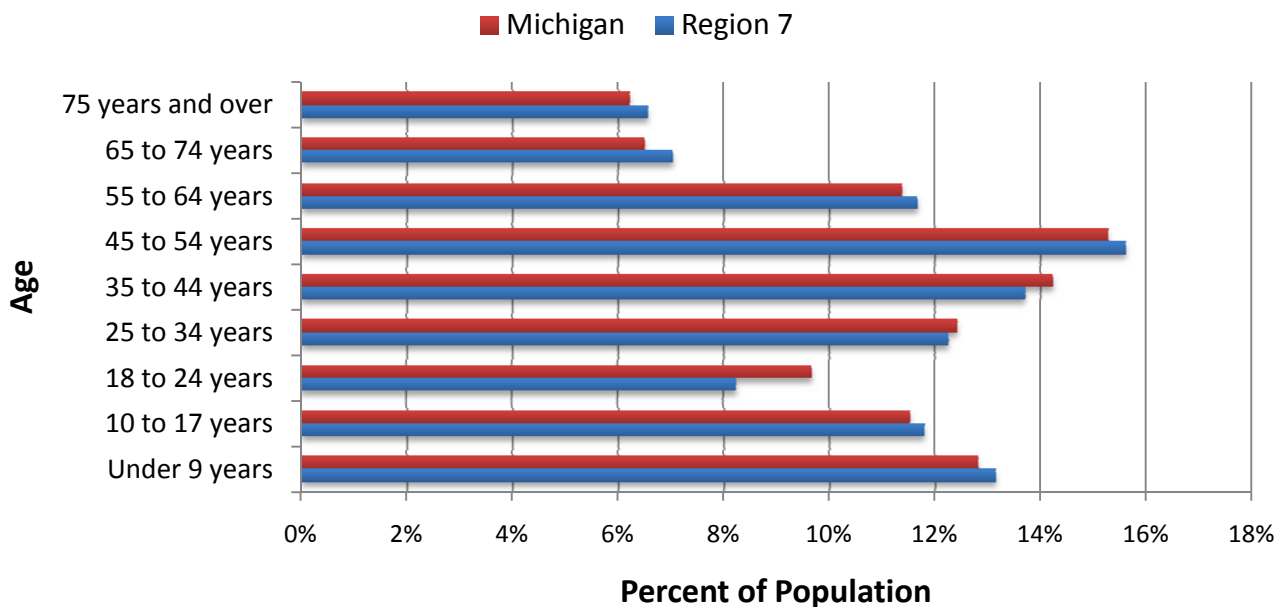
Van Buren

**Highest Educational Attainment for Individuals Ages 25-64:
Percent of the Population in 2007**



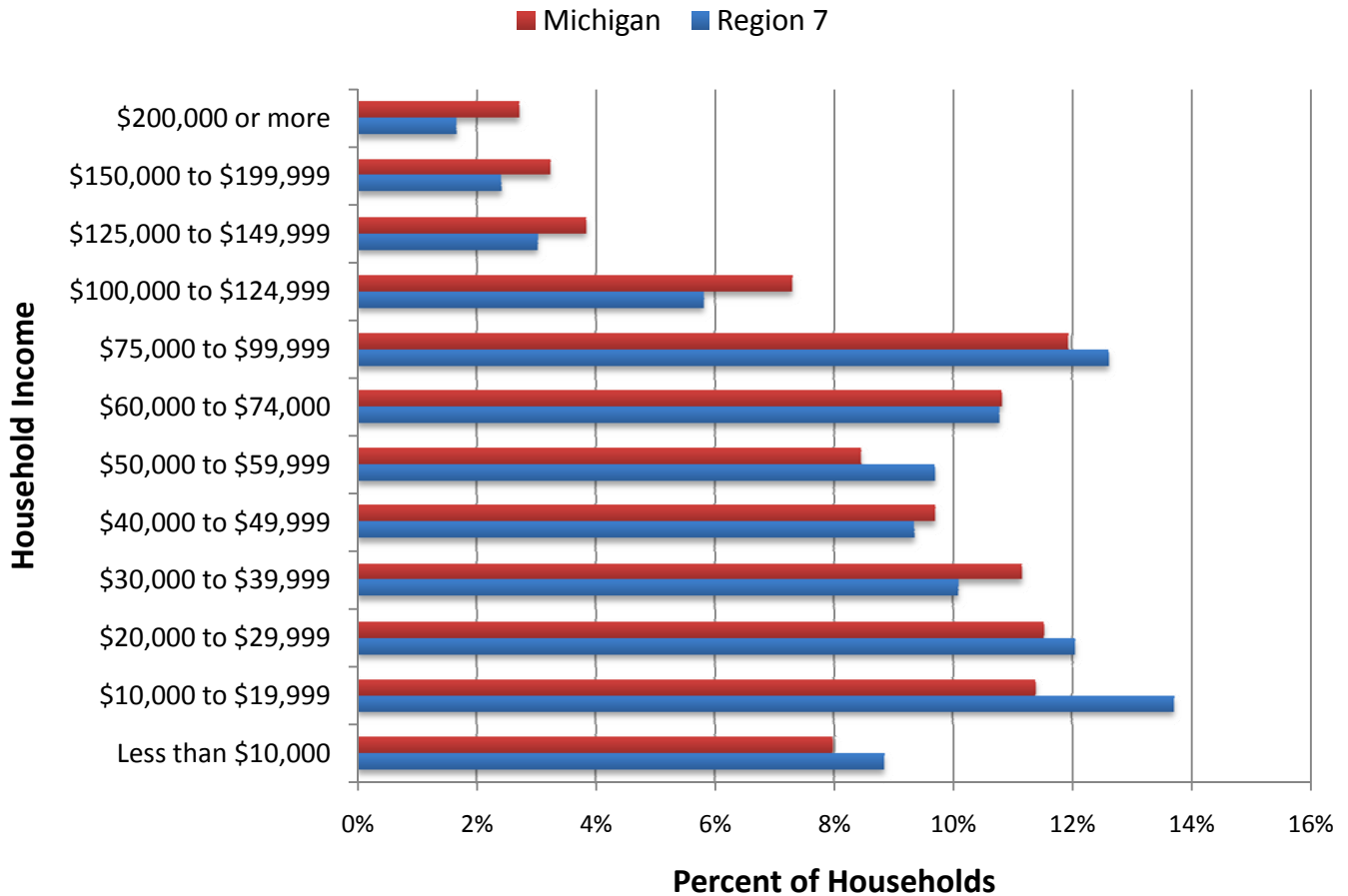
Note: Percentages are rounded; Source: 2007 American Community Survey (ACS)

Distribution of Population by Age in 2007



Source: 2007 American Community Survey (ACS)

Distribution of Household Income in 2007



Source: 2007 American Community Survey (ACS)

General Statistics for Region 7

Total Population*	350,281
Number in Labor Force**	170,169
Number Employed**	148,994
Unemployment Rate**	12.4%
Poverty Rate*	14.5%

* 2007 American Community Survey
 ** As of February 2009, MI DELEG

Top Selected Occupations in Region 7

Top Selected Occupations in Region 7	Percent of Employed Individuals
Office and administrative support occupations	13.5%
Production occupations	12.1%
Management occupations	8.9%
Sales and related occupations	8.4%
Transportation and material moving occupations	7.2%
Construction and extraction occupations	5.6%
Food preparation and serving related occupations	5.5%
Healthcare practitioner and technical occupations	5.5%
Education, training, and library occupations	5.3%
Building and grounds cleaning and maintenance occupations	4.4%

Source: 2007 American Community Survey