

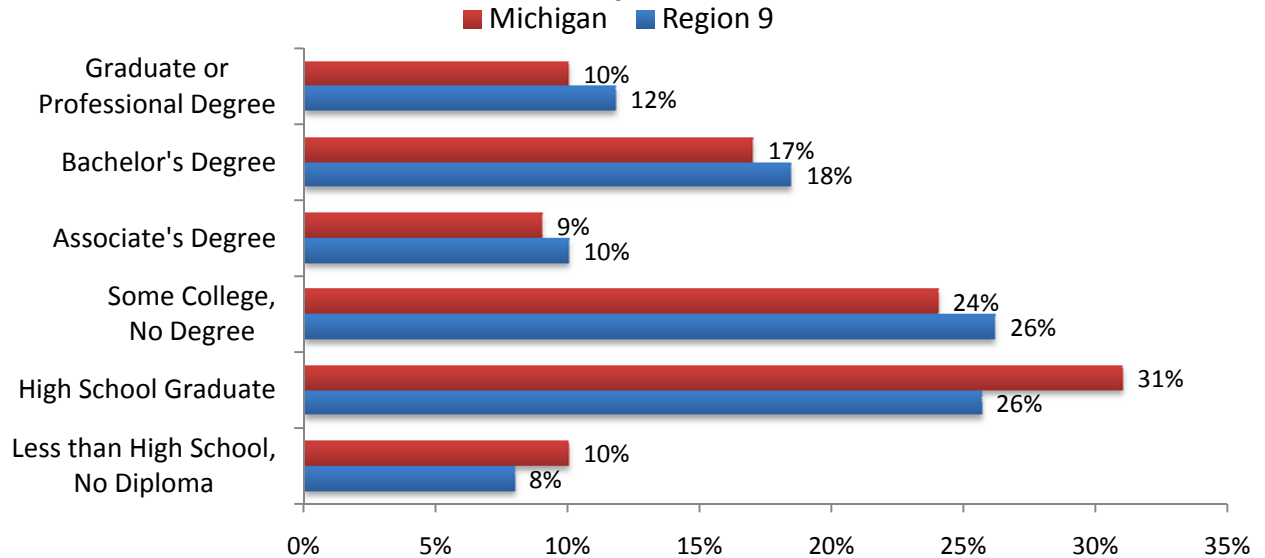
This information was provided to participants at the Governor's Education Summit held in Lansing, Michigan on April 28, 2009. Compiled from a variety of trusted sources, we believe it accurately represents key measures of Michigan's educational landscape at the time of its printing. For more information about this research, for citations and discussion of findings, and to view periodic updates please visit the National Forum web site at: <http://www.thenationalforum.org>



Region 9

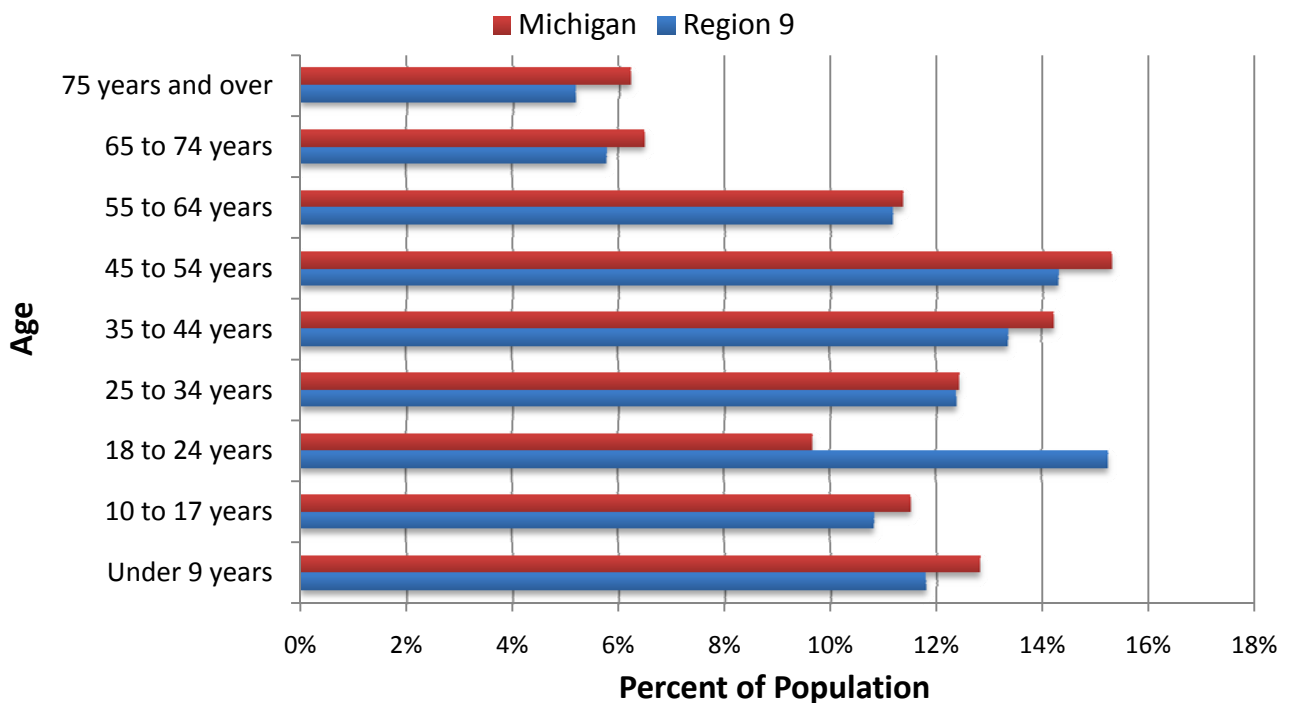
Clinton
Eaton
Ingham

**Highest Educational Attainment for Individuals Ages 25-64:
Percent of the Population in 2007**



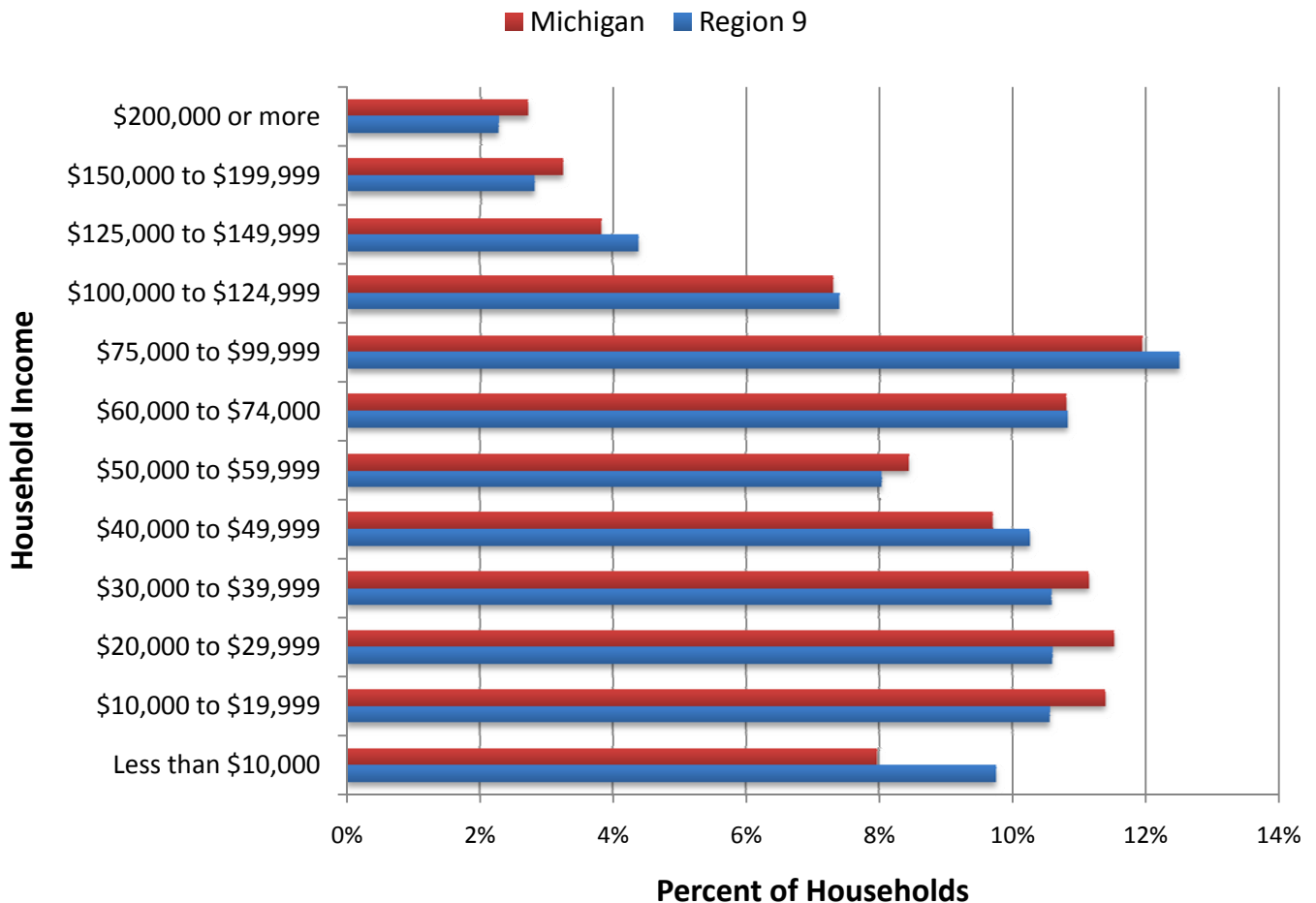
Note: Percentages are rounded; Source: 2007 American Community Survey (ACS)

Distribution of Population by Age in 2007



Source: 2007 American Community Survey (ACS)

Distribution of Household Income in 2007



Source: 2007 American Community Survey (ACS)

General Statistics for Region 9

| | |
|-------------------------|---------|
| Total Population* | 456,440 |
| Number in Labor Force** | 247,446 |
| Number Employed** | 222,520 |
| Unemployment Rate** | 10.1% |
| Poverty Rate* | 14.2% |

* 2007 American Community Survey
 ** As of February 2009, MI DELEG

| Top Selected Occupations in Region 9 | Percent of Employed Individuals |
|---|---------------------------------|
| Office and administrative support occupations | 15.4% |
| Sales and related occupations | 10.3% |
| Management occupations | 8.3% |
| Production occupations | 7.7% |
| Education, training, and library occupations | 7.2% |
| Food preparation and serving related occupations | 6.0% |
| Transportation and material moving occupations | 5.2% |
| Healthcare practitioner and technical occupations | 4.8% |
| Business and financial operations occupations | 4.4% |
| Building and grounds cleaning and maintenance occupations | 4.0% |

Source: 2007 American Community Survey